

High-performance tape for carpet skirting

Contact

Will not go brittle, strong and permanent adhesion

Securely bonding of whipped carpet skirting

Applications:

Special acrylic adhesive system for the quick and secure installation of whipped carpet skirting. Contact allows quick and clean working without solvents. For interior applications.

► Suitable for:

- Synthetic double backing (SDR)
- Textile secondary backing (TR)
- Latex foam backing
- Linoform curved systems (Contact 85)

► Suitable for use on:

- Plaster
- Brickwork
- Metal (untreated)
- Painted surfaces
- Plastics
- Wood
- Concrete
- Ceramics
- Gypsum (primed)
- Wallpaper*
- Levelling compound (primed)

* See "Notes for preparation"

Item	Sheet width	Skirting height
Contact 40	40 mm	45 mm – 55 mm
Contact 55	55 mm	60 mm – 70 mm
Contact 70	70 mm	75 mm – 85 mm
Contact 85	85 mm	90 mm – 110 mm

Provides the highest possible level of emission safety and contributes towards creating a healthy room climate. Marked with the "Blue Angel" for low-emission floor covering adhesives and other installation materials according to RAL-UZ 113.



ÖKOLINE

for whipped carpet skirting
ON substrates up to 1.5 mm structure height

Ingredients: Acrylic copolymers, wetting and defoaming agents, laid scrim, paper.

Product benefits / Features:

- Does not become brittle, providing a strong & permanent bond
- Clean & fast
- Solvent-free / complies with TRGS 610 (technical regulation for dangerous substances)
- "Blue Angel" as per RAL-UZ 113
- EMICODE EC 1 PLUS / very low-emission

Technical specifications:

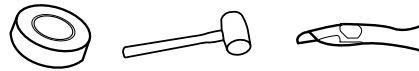
Packaging:	carton
Width of rolls:	40 mm / 55 mm / 70 mm / 85 mm
Length of rolls:	50 m
Shelf life:	min. 2 years
Colour:	transparent
Substrate temperature:	min. 15 °C
Open time:	none
Working time:	none
Set to traffic:	immediately after bonding
Sealing / jointing seams:	immediately after bonding

Note for preparation:

- ▶ The substrate must be permanently dry, hard, load-bearing, flat, free from grease, dust and silicon, in accordance with the respective national standards (EN, DIN, VOB, OE, SIA).
- ▶ Wallpaper must be firmly bonded or cut / removed for the height covered by the skirting.
- ▶ Bind dust with a solvent-free primer (e.g. UZIN PE 260).
- ▶ Ensure the floor covering and Contact are free from contortions before installing. Allow the floor covering (and Contact) to acclimatise sufficiently according to the manufacturers recommendations.

The following is needed:

- ▶ Contact, rubber mallet, carpet knife



Application:



- ▶ Fit Contact on the back of whipped carpet skirting (by hand or quick and easy with the contact applicator)



- ▶ Pull off the protective paper continuously
- ▶ Position the carpet skirting without twisting





- ▶ Tap in everywhere using the rubber mallet



- ▶ Pre-bond corners always over a length of 20 cm
- ▶ Before removing the protective paper, pre-bend the carpet skirting at the internal / external corners (to relieve tension in skirting)

Contact applicator:



Important notes:

Store in a dry, cool area without exposure to direct sunlight.

- ▶ Application consulting must be obtained when working with Linoform curved systems.
- ▶ **Not guaranteed:**
 - Carpet skirting with PVC and PU backing
 - Needle punch
 - Kugelgarn® and Kugelvlies®
 - Woven textile flooring
 - Wooden strips
 - Dirt trap runners
 - PVC soft skirting boards
 - Aluminium skirting
 - Core skirting boards

Protection of the workplace and the environment:

The product does not require any special labour protection measures. For reasons of working hygiene, we recommend avoiding eating, drinking and smoking during processing of this product. Store out of the reach of children.

For more information refer to www.uzin.com or contact +49 (0)731 4097-0

Disposal:

Empty shells and the cardboard packaging can be recycled. Material remnants can be disposed of as household waste.

Warranty:

UZIN grants a 5-year warranty for all properties claimed in the processing instructions.

- Follow the generally acknowledged rules of the trade and of technology for the installation of floor covering of the respective applicable standards (EN, DIN, VOB, OE, SIA)

In all cases, some adhesion tests must be carried out on-site before carrying out the installation.

The warranty becomes void if:

- the product is exposed to unusual impact especially of chemical or mechanical nature
- used or processed differently than stated in the installation instructions.
- Contact may only be used as supplement on stairs.
- Moisture affects Contact.
- installation was performed below 15 °C (on the wall).
- Contact is used in areas with increased humidity or thermal exposures (e.g. conservatories).